




















|   |                                      |   |                              |   |   |  |                                  |   |                                     |
|---|--------------------------------------|---|------------------------------|---|---|--|----------------------------------|---|-------------------------------------|
|  | Airbag                               |  | Stored gas inflator          |  | Seat belt pretensioner                            |  | SRS control unit                 |  | Pedestrian protection active system |
|  | Automatic rollover protection system |  | Gas strut / Preloaded spring |  | High strength zone                                |  | Zone requiring special attention |   |                                     |
|  | Battery low voltage                  |  | Ultra-capacitor, low-voltage |  | Fuel tank   |  | Gas tank                         |  | Safety valve                        |
|  | Battery pack, high-voltage           |  | High voltage power cable     |  | High voltage device that disconnects high voltage |  | Fuse box disabling high voltage  |  | High voltage ultra-capacitor        |

|  |                   |             |               |      |
|--|-------------------|-------------|---------------|------|
|  | ID No.            | Version No. | Version Date. | Page |
|  | RSE-FAD-ENRS-EN02 | 01          | 02/2024       | 1/4  |

## 1. Identification / recognition



## 2. Immobilisation / stabilisation / lifting

### Engine shutdown

Starting key



Hands-free card



Engine shutdown




### Parking position

In case of mechanical




In case of electric

Possible handbrake manual tightening before engine stop



### Automatic



Move the lever to the "P" position  
(Position forward)

### Hands-free card

2.

Move Hands-free card away, more than 5 m




## 3. Disable direct hazards / safety regulations

### ENGINE BONNET CATCH ACCESS



Only with the door open

Release lever

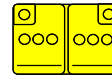


Engine bonnet safety release lever

|  |                   |             |               |      |
|--|-------------------|-------------|---------------|------|
|  | ID No.            | Version No. | Version Date. | Page |
|  | RSE-FAD-ENRS-EN02 | 01          | 02/2024       | 2/4  |

## 12 Volts Battery

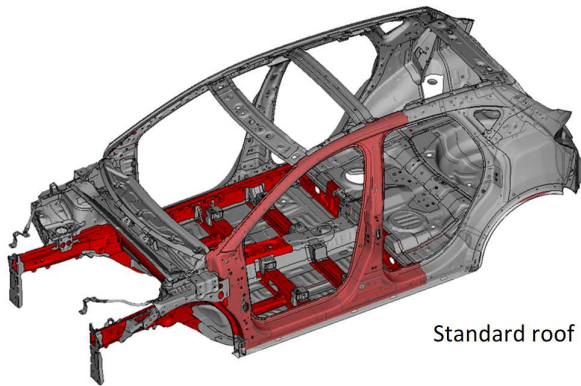
Engine compartment



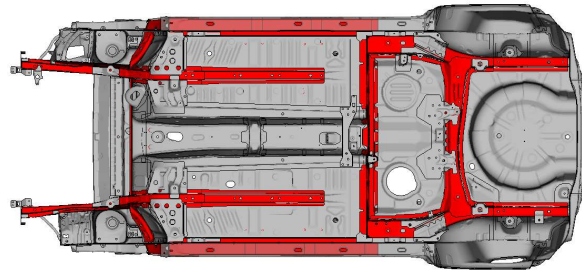
- 1- Switch off the ignition
- 2- Disconnect the negative terminal (-)

## 4. Access to the occupants

### HARDENED STEEL HIGH ELASTIC LIMIT (HEL)



Standard roof



### POSSIBLE MOVEMENT OF SEATS



### STEERING COLOMN



Steering column hollow and breakable with tools

|  | ID No.            | Version No. | Version Date. | Page |
|--|-------------------|-------------|---------------|------|
|  | RSE-FAD-ENRS-EN02 | 01          | 02/2024       | 3/4  |

6. In case of fire

TAILGATE GAS STRUTS



Risk of missile effect of tailgate gas struts

10. Explanation of pictograms used



Vehicle on fuel of liquid group 2  
(gasoline, ethanol, etc.)



Remove smart key

|  |                   |             |               |      |
|--|-------------------|-------------|---------------|------|
|  | ID No.            | Version No. | Version Date. | Page |
|  | RSE-FAD-ENRS-EN02 | 01          | 02/2024       | 4/4  |